



About the Pitt Rivers Museum

This is a visual guide. It helps you find your way around and make the most of your visit.



What is a Museum of Archaeology and Anthropology?



A Museum is a place that looks after objects from around the world, that are important for science, history, art and culture.

Museums are open for the public to enjoy and learn about these things.



Archaeology is the study of human history from the remains of ancient objects, buildings and sites.

It looks at things made or places used by people from different parts of the world throughout history.



Anthropology is the study of different cultures and societies around the world and how they have changed throughout history.



The objects you will see in this museum come from different parts of the world.

Some are very old and some are new.

Accessibility Information




You can get to the Pitt Rivers Museum through the Museum of Natural History.



There are 8 steps, leading up to some big doors. The stairs are very old and uneven. **Please take care.**

The doors are sometimes closed, but you can still come in. **The doors are heavy.**



There is an accessible entrance around the right side of the building.

To open the door, please push the access button on the left.



There is a lift around to the right if you need it. Please follow the signs.

To get to the Pitt Rivers, exit the lift at the Ground Floor and turn right.

Accessibility Information



The Pitt Rivers Museum is at the back of the ground floor inside the Museum of Natural History.

Look for a big archway with double doors. This is the Pitt Rivers Museum.



Inside the door there are staff members who will say hello.

They are here to help if you need them.



There are 9 steps down into the Museum.



There is a lift down to the ground floor if you need it.

Once inside you need to hold the button down to make the lift move.

Accessibility Information



There is level access to the Museum on Robinson Close.

To open the door push the access button on the left. **The door opens outwards. Please take care.**



There is also an accessible parking space here, right outside the door.

You need to book this parking space. Please call 01865 613000 to book this space.



There are accessible toilets in the Museum.

They are on the lower ground floor, near the accessible entrance.



There is a lift near the toilets, which takes you to all three floors inside the Museum.

There are also stairs to each floor, near the lift.

About the Pitt Rivers Museum



The Museum open times are:

Monday, 12pm – 5pm

Tuesday – Sunday, 10am – 5pm

The Museum is closed on Easter Sunday and the 24th, 25th, 26th December.



There are three floors to explore, with lots of things for you to see.

Don't forget to open drawers. There's more to see in them.



Around the Museum there are grates in the floor with holes in. These help to move air around the Museum.


Please take care around these.



There are chairs around the Museum if you want to sit and rest.

There is also seating outside, by the accessible entrance.

Welcome to the Museum



The Museum is free to visit.

Some people choose to give money to help the Museum.



Sometimes there are lots of people here and it can be noisy.



It can be quieter in the late afternoon.

It is very busy during school holidays.



There is no Café in the Pitt Rivers Museum.

You can use the Café in the Museum of Natural History or the Coffee Box outside the Museum of Natural History .

Finding your way around: Ground Floor



On the Ground Floor you will find objects to do with Magic, Masks and Music.

Don't forget to look up! There are objects above you as well.




All of the objects in the Museum are behind glass or in big glass cases.

The glass is very old, so please take care. **Do not lean on or bang on the glass.**



There is also a special Exhibition space on the ground floor, near the toilets.

The exhibitions in this space change, so may look different each year.



From here, you can go any way you like around the Museum.

You can start / finish on any floor.

Finding your way around: The First Floor




On the First Floor you will find objects to do with Tattoos, Tools and Toys.

Don't forget to open drawers!
There are objects in some of the drawers for you to explore as well.



To get to the First Floor, there are 28 steps if you take the stairs.

Or you can use the lift.



There is a touch screen for you to learn more.

There are also tables where there may be some activities going on for you to enjoy.



Looking over the railings on this floor isn't very good if you don't like heights.

It might make you feel dizzy.

Please take care.

Finding your way around: The Second Floor



On the Second Floor you will find Spears, Shields and **Samurai**.



There are lots of different Weapons on this floor, including swords, guns and clubs.

The drawers on this floor are locked.



From the Second Floor, you can get a good look at the top of the **Crest Pole**.

Crest Pole's are tall posts carved with animals and symbols. They come from western Canada / northwest America.



To get to the Second Floor, there are 22 steps if you take the stairs from the First Floor.

Or you can use the lift.

Shop and Thank You



The shop can be found at the welcome area, near the entrance from the Museum of Natural History.



We hope you have enjoyed your visit to the Pitt Rivers Museum.



We would love to hear your thoughts about how useful you found our Easy Read guide.

Please tell a member of staff what you think.